
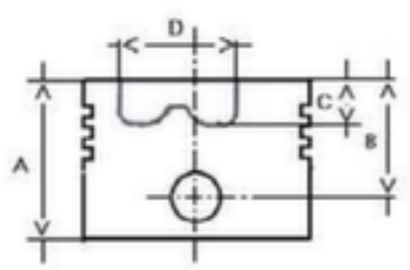

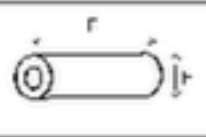











INTERMOTOR

IM 250	Cm³	CILINDRI CYLINDERS	ALESAGGIO BORE	CORSA STROKE	VERSIONE VERSION
	254	1	70	66	1176999 →

		TESTA HEAD	H09		1	2	TIPO TYPE	
		A			10	2		
		B	32,7		22	4		
		C						
		D						
		E	55					
FIN986PN		F	15					
8480.002								
	70	6502.080	FIN136PC00	8210.096	FIN026RS00			
	70,5	6502.082	FIN136PC05	8210.097	FIN026RS05			
	71	6502.083	FIN136PC10	8210.098	FIN026RS10			

		Nr.						ADATTABILE A: SUITABLE FOR:	
---	---	------------	--	--	---	--	---	--------------------------------	---

--	--	--	--	--	--	--	--	--	--

MB		2	CUSCINETTO A SFERA – BALL BEARING					3001.070	FIN3700BR
----	--	---	-----------------------------------	--	--	--	--	----------	-----------

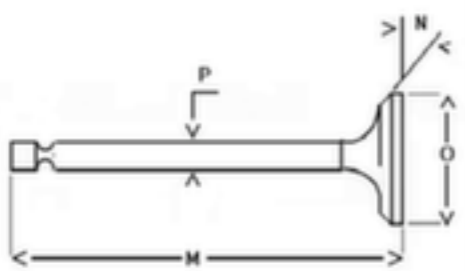



--	--	--	--	--	--	--	--	--	--

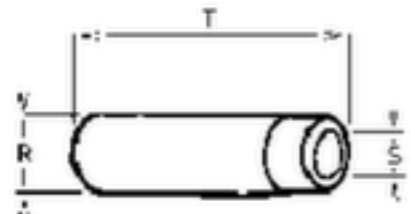



--	--	--	--	--	--	--	--	--	--

--	--	--	--	--	--	--	--	--	--

--	--	--	--	--	--	--	--	--	--

--	--	--	--	--	--	--	--	--	--

	IN		Nr.	O	P	M	N		ADATTABILE A: SUITABLE FOR:									
	IN								FS		1	32	7	94,1	45	A33	9652.016	FINA051
	EX								FN		1	28	7	93,8	45	A33	9685.022	FINS052

	IN		Nr.	R	S	T		ADATTABILE A: SUITABLE FOR:								
	IN							B		1	12,05	7,05	37	I	4845.028	FIN935ASA
	EX							B		1	12,05	7,05	37	I	4845.028	FIN935ASA
	EX															