
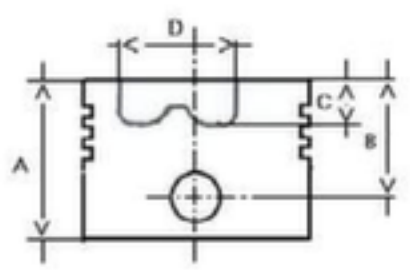

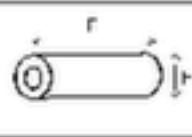






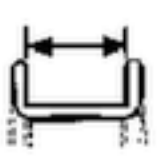




INTERMOTOR

IM 300	Cm³	CILINDRI CYLINDERS	ALESAGGIO BORE	CORSA STROKE	VERSIONE VERSION
	300	1	76	66	1176999 →

		TESTA HEAD	H09		3	2	TIPO TYPE	
		A	58		10	2		
		B	32,7		22	4		
		C						
		D						
		E	55					
FIN986PN 8480.002		F	15					
	76	6502.015	FIN138PC00	8210.077	FIN028RS00			
	76,5	6502.016	FIN138PC05	8210.078	FIN028RS05			
	77	6502.017	FIN138PC10	8210.079	FIN028RS10			

		Nr.						ADATTABILE A: SUITABLE FOR:	
---	---	------------	--	--	---	--	---	--------------------------------	---

--	--	--	--	--	--	--	--	--	--

MB		2	CUSCINETTO A SFERA – BALL BEARING					3001.070	FIN3700BR
----	--	---	-----------------------------------	--	--	--	--	----------	-----------

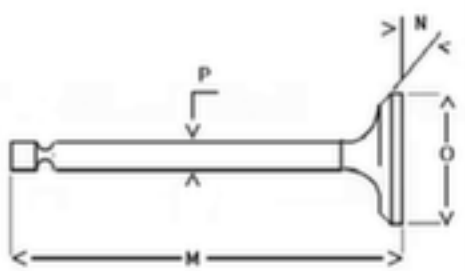

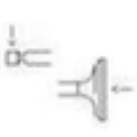

--	--	--	--	--	--	--	--	--	--

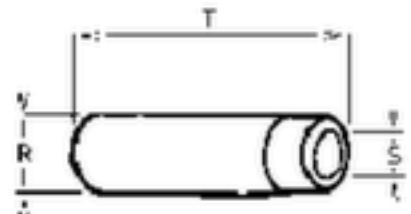



--	--	--	--	--	--	--	--	--	--

--	--	--	--	--	--	--	--	--	--

--	--	--	--	--	--	--	--	--	--

--	--	--	--	--	--	--	--	--	--

	IN EX		Nr.	O	P	M	N		ADATTABILE A: SUITABLE FOR:	
	IN	FS	1	32	7	94,1	45	A33	9652.016	FINA051
	EX	FN	1	28	7	93,8	45	A33	9685.022	FINS052

	IN EX		Nr.	R	S	T		ADATTABILE A: SUITABLE FOR:	
	IN	B	1	12,05	7,05	37	I	4845.028	FIN935ASA
	EX	B	1	12,05	7,05	37	I	4845.028	FIN935ASA
	EX								