
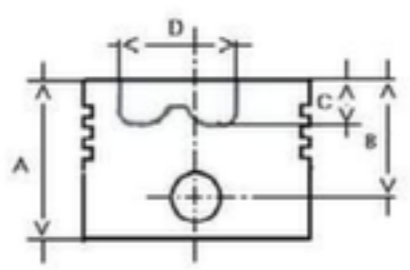

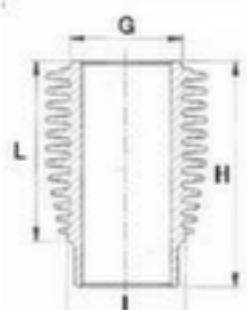
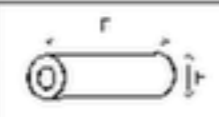

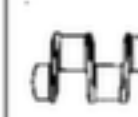









SLANZI

DVA 2200	Cm³	CILINDRI CYLINDERS	ALESAGGIO BORE	CORSA STROKE	VERSIONE VERSION
	2170	3	96	100	

		TESTA HEAD	H17		3	2,5	TIPO TYPE	A			
			A		106	1		2,5		G	112
			B		61	14		2,5		H	192
			C		18,6	17		5,5		I	105
			D		52					L	154,7
			E		78						
FIN985PN 8480.067		F	28								
	96	6500.615	FIN685PC00	8211.122	FIN521RS00	2380.328	FIN685SL00				
	96,5	6500.616	FIN685PC05	8211.123	FIN521RS05						
	97	6500.685	FIN685PC10	8211.136	FIN521RS10						

		Nr.						ADATTABILE A: SUITABLE FOR:	
---	---	------------	--	--	---	--	---	--------------------------------	---

CR	AL	3	57,12	60,84	27,00		STD - 025 - 050 075 - 100	1640.092	FIN959CR STD
----	----	---	-------	-------	-------	--	------------------------------	----------	--------------

MB	AL	3	62,98	66,68	31,88		STD - 025 - 050 075 - 100	1611.101	FIN993MB STD
----	----	---	-------	-------	-------	--	------------------------------	----------	--------------

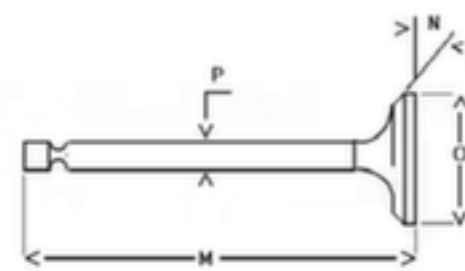



MB	AL	1	70,00	75,00	34,13		BAR	1585.128	FIN994MB STD
----	----	---	-------	-------	-------	--	-----	----------	--------------

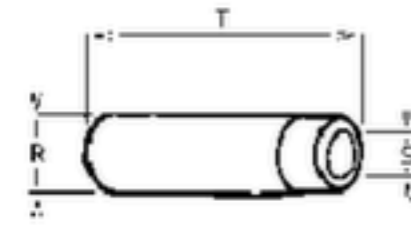



--	--	--	--	--	--	--	--	--	--

PB	BM	3	28,00	30,02	34,00		SEMIF.	1585.090	FIN334PB
----	----	---	-------	-------	-------	--	--------	----------	----------

TWS	AL	2	69,21	85,85	2,36		STD - 010	1257.048	FIN013TWS STD
-----	----	---	-------	-------	------	--	-----------	----------	---------------

--	--	--	--	--	--	--	--	--	--

	IN EX		Nr.	O	P	M	N		ADATTABILE A: SUITABLE FOR:	
	IN	FS	3	40	9	125	45	E3	9652.088	FINA074
	EX	FS	3	34	9	125	45	A3	9685.091	FINS075

	IN EX		Nr.	R	S	T		ADATTABILE A: SUITABLE FOR:	
	IN	G	3	15,03	9,03	66	F	4845.150	FIN601AA
	EX	G	3	15,03	9,03	61	F	4845.145	FIN602SA