



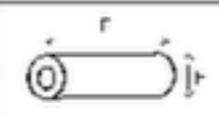



# SLANZI

<b>DVA 2700</b>	<b>Cm<sup>3</sup></b>	<b>CILINDRI CYLINDERS</b>	<b>ALESAGGIO BORE</b>	<b>CORSA STROKE</b>	<b>VERSIONE VERSION</b>
	2686	3	100	114	

		<b>TESTA HEAD</b> A B 63 C 20,7 D 58,5 E 85 F 32		3	2,5	<b>TIPO TYPE</b> 	G H I L			
				10	2,5					
				22	5					
				FIN625PN 8480.071						
				100	6500.621				8211.131	FIN094RS00
				100,5	6500.622				8211.132	FIN094RS05
	101	FIN225PC10		FIN094RS10						

		<b>Nr.</b>						ADATTABILE A: SUITABLE FOR:	
---	---	------------	--	--	---	--	---	--------------------------------	---

CR	AL	3						STD - 025 - 050	1640.113	FIN4114CR STD
----	----	---	--	--	--	--	--	-----------------	----------	---------------

MB	RP	1	75,00	78,60	25,20			BAR	1585.102	FIN966MB STD
----	----	---	-------	-------	-------	--	--	-----	----------	--------------





MB	AL	3	70,00	74,30	30,00			STD - 025 - 050	1611.166	FIN969MB STD
----	----	---	-------	-------	-------	--	--	-----------------	----------	--------------





--	--	--	--	--	--	--	--	--	--	--

PB	BM	3	32,00	34,00	33,00			SEMIF.	1585.117	FIN817PB
----	----	---	-------	-------	-------	--	--	--------	----------	----------

TWS	AL	2						STD - 010	1257.051	FIN917TWS STD
-----	----	---	--	--	--	--	--	-----------	----------	---------------

--	--	--	--	--	--	--	--	--	--	--

	<b>IN EX</b>		<b>Nr.</b>	<b>O</b>	<b>P</b>	<b>M</b>	<b>N</b>		ADATTABILE A: SUITABLE FOR:	
	IN	FS	3	44	9	123	45	A3	9652.068	FINA138
	EX	FN	3	38	9	123	45	A3	9685.076	FINS139

	<b>IN EX</b>		<b>Nr.</b>	<b>R</b>	<b>S</b>	<b>T</b>		ADATTABILE A: SUITABLE FOR:	
	IN		3					4845.131	FIN1449ASA
	EX		3					4845.131	FIN1449ASA