
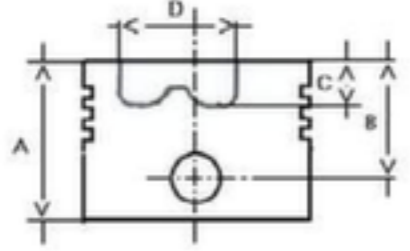

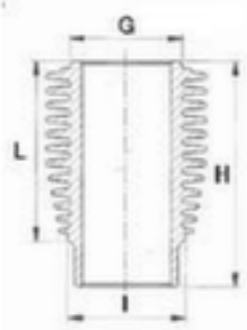
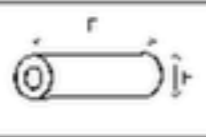



ACME

ADN 48	Cm³	CILINDRI CYLINDERS	ALESAGGIO BORE	CORSA STROKE	VERSIONE VERSION
		1	85		1° SERIE

		TESTA HEAD	H43		3	2,5	TIPO TYPE	A		
		A	88		10	2,5			G	105
		B	50		10	2,5			H	165,5
		C	12		22	5			I	98
		D	44						L	122,4
		E	74							
FIN202PN 854.011		F	25							
	85	2130	FIN192PC00	2135	FIN069RS00	203.010	FIN489SL00			
	85,5	2131	FIN192PC05	2136	FIN069RS05					
	86	2132	FIN192PC10	2137	FIN069RS10					

		Nr.						ADATTABILE A: SUITABLE FOR:	
---	---	------------	--	--	---	--	---	--------------------------------	---

CR	AL	1	45,00	48,01	24,12		STD - 025 - 050 - 075 - 100 - BAR	316.036	FIN036CR STD
----	----	---	-------	-------	-------	--	--------------------------------------	---------	--------------

MB	ALL	2	42,09	50,03	40,20		STD - 025 - 050 - 075 - 100 - BAR - BAR EM1	310.016	FIN016MB STD
----	-----	---	-------	-------	-------	--	---	---------	--------------

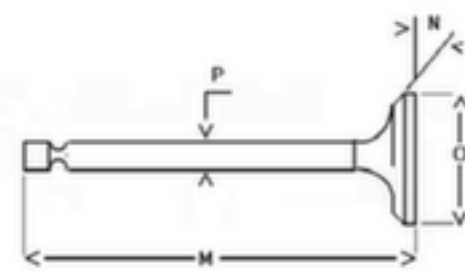



--	--	--	--	--	--	--	--	--	--

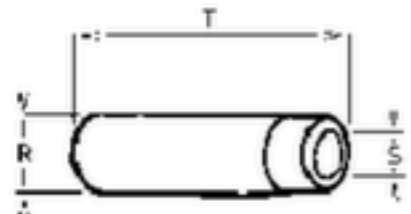



--	--	--	--	--	--	--	--	--	--

PB	BM	1	25,02	28,02	27,50		SEMIF.	316.041	FIN141PB
----	----	---	-------	-------	-------	--	--------	---------	----------

--	--	--	--	--	--	--	--	--	--

--	--	--	--	--	--	--	--	--	--

	IN EX		Nr.	O	P	M	N		ADATTABILE A: SUITABLE FOR:	
	IN	FS	1	35	9	105	45	E1	960.016	FINA116
	EX	FN	1	35	9	105	45	A1	960.015	FINS117

	IN EX		Nr.	R	S	T		ADATTABILE A: SUITABLE FOR:	
	IN	G	1	15,03	9,04	45	L	464.039	FIN203AA
	IN	G		15,13	9,04	45	L		FIN203AB
	EX	G	1	15,03	9,04	45	L	464.040	FIN204SA
	EX	G		15,13	9,04	45	L		FIN204SB