



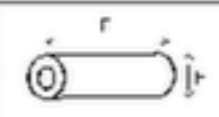
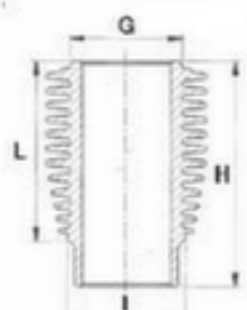


# ACME

<b>ADN 48</b>	<b>Cm<sup>3</sup></b>	<b>CILINDRI CYLINDERS</b>	<b>ALESAGGIO BORE</b>	<b>CORSA STROKE</b>	<b>VERSIONE VERSION</b>
		1	85		2260000 ←

		<b>TESTA HEAD</b>	A		<b>TIPO TYPE</b>	A	
			B			50	
			C			14	
			D			42,5	
			E			63	
			F			25	
	FIN248PN 854.113		A2674	A2552 A2579 A2580	FIN005RS00 FIN005RS05 FIN005RS10		G 105 H 165,5 I 98 L 122,4
85		FIN110PC00	203.010	FIN489SL00			
85,5		FIN110PC05					
86		FIN110PC10					

		<b>Nr.</b>						ADATTABILE A: SUITABLE FOR:	
---	---	------------	--	--	---	--	---	--------------------------------	---

CR	RP	1	45,00	48,02	23,00		STD - 025 - 050	316.126	FIN134CR STD
----	----	---	-------	-------	-------	--	-----------------	---------	--------------

MB	ALL	2	42,09	50,03	40,20		STD - 025 - 050 - 075 - 100 - BAR - BAR EM1	310.016	FIN016MB STD
----	-----	---	-------	-------	-------	--	---	---------	--------------

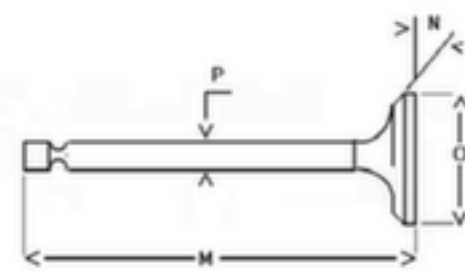



--	--	--	--	--	--	--	--	--	--

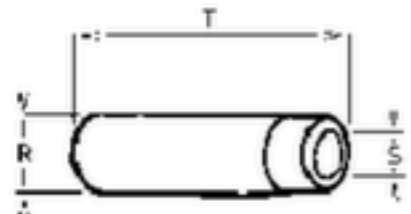



--	--	--	--	--	--	--	--	--	--

PB	BM	1	25,02	28,02	27,50		SEMIF.	316.041	FIN141PB
----	----	---	-------	-------	-------	--	--------	---------	----------

--	--	--	--	--	--	--	--	--	--

--	--	--	--	--	--	--	--	--	--

	<b>IN EX</b>		<b>Nr.</b>	<b>O</b>	<b>P</b>	<b>M</b>	<b>N</b>		ADATTABILE A: SUITABLE FOR:	
	IN	FS	1	35	9	105	45	E1	960.016	FINA116
	EX	FN	1	35	9	105	45	A1	960.015	FINS117

	<b>IN EX</b>		<b>Nr.</b>	<b>R</b>	<b>S</b>	<b>T</b>		ADATTABILE A: SUITABLE FOR:	
	IN	G	1	15,03	9,04	45	L	464.039	FIN203AA
	IN	G		15,13	9,04	45	L		FIN203AB
	EX	G	1	15,03	9,04	45	L	464.040	FIN204SA
	EX	G		15,13	9,04	45	L		FIN204SB