
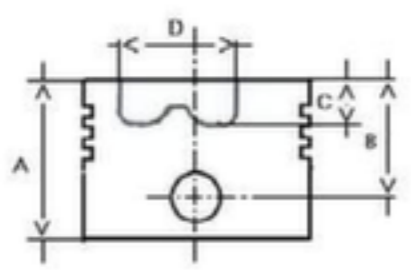

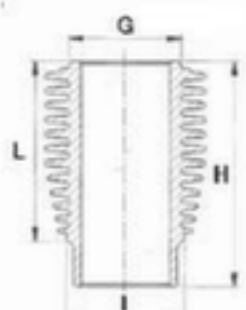
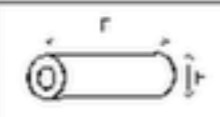










ACME

ADN 48 W	Cm³	CILINDRI CYLINDERS	ALESAGGIO BORE	CORSA STROKE	VERSIONE VERSION
		1	85		22600001 →

		TESTA HEAD A B 50 C 14 D 42,5 E 63 F 25		3	2	TIPO TYPE 	A G 105 H 165,5 I 98 L 122,4					
				10	2							
				23	4							
				FIN248PN 854.113								
				85	B0357					FIN111PC00	A2552	FIN005RS00
				85,5	B0358					FIN111PC05	A2579	FIN005RS05
86	B0359	FIN111PC10	A2580	FIN005RS10	203.010	FIN489SL00						

		Nr.						ADATTABILE A: SUITABLE FOR:	
---	---	------------	--	--	---	--	---	--------------------------------	---

CR	RP	1	45,00	48,02	23,00		STD - 025 - 050	316.126	FIN134CR STD
----	----	---	-------	-------	-------	--	-----------------	---------	--------------

MB	ALL	2	42,09	50,03	40,20		STD - 025 - 050 - 075 - 100 - BAR - BAR EM1	310.016	FIN016MB STD
----	-----	---	-------	-------	-------	--	---	---------	--------------

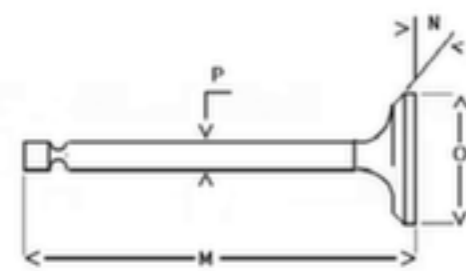



--	--	--	--	--	--	--	--	--	--





--	--	--	--	--	--	--	--	--	--

PB	BM	1	25,02	28,02	27,50		SEMIF.	316.041	FIN141PB
----	----	---	-------	-------	-------	--	--------	---------	----------

--	--	--	--	--	--	--	--	--	--

--	--	--	--	--	--	--	--	--	--

	IN EX		Nr.	O	P	M	N		ADATTABILE A: SUITABLE FOR:	
	IN	FN	1	35	8	87,5	45	A1	960.136	FINA5002
	EX	FN	1	30	8	87,5	45	A1	960.137	FINS5003

	IN EX		Nr.	R	S	T		ADATTABILE A: SUITABLE FOR:	
	IN	G	1		8			464.134	FIN010AA
	IN	G			8				
	EX	G	1		8			464.133	FIN011SA
	EX	G			8				