

ACME

ADX 600

Cm³

CILINDRI
CYLINDERS

ALESAGGIO
BORE

CORSA
STROKE


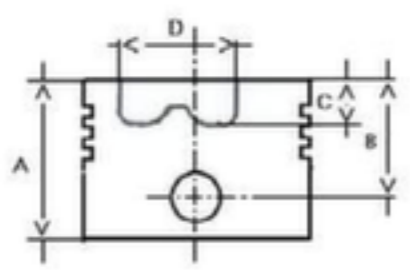

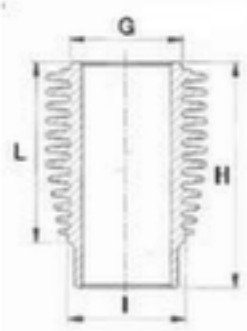
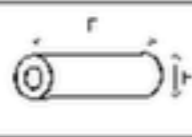

VERSIONE
VERSION









602

2

74

70

		TESTA HEAD			3	2	TIPO TYPE	A		
		A			10	2				
		B	40		22	4			G	
		C	9,5						H	
		D	38						I	
		E	62						L	
FIN802PN		F	22							
854.119										
	74	A2813	FIN102PC00	A2816	FIN002RS00	203.129	FIN490SL00			
	74,5	A2814	FIN102PC05	A2817	FIN002RS05					
	75	A2815	FIN102PC10	A2818	FIN002RS10					

		Nr.						ADATTABILE A: SUITABLE FOR:	
-------------------------------------------------------------------------------------	-------------------------------------------------------------------------------------	-----	------------------------------------------------------------------------------------	------------------------------------------------------------------------------------	-------------------------------------------------------------------------------------	--------------------------------------------------------------------------------------	---------------------------------------------------------------------------------------	--------------------------------	---------------------------------------------------------------------------------------

CR	AL	2	40,00	43,67	22,00		STD - 025 - 050 - 075 - 100	316.134	FIN111CR STD
----	----	---	-------	-------	-------	--	--------------------------------	---------	--------------

MB	RP	1	40,00	44,02	28,00		STD - 025 - 050 - BAR	310.104	FIN104MB STD
----	----	---	-------	-------	-------	--	--------------------------	---------	--------------

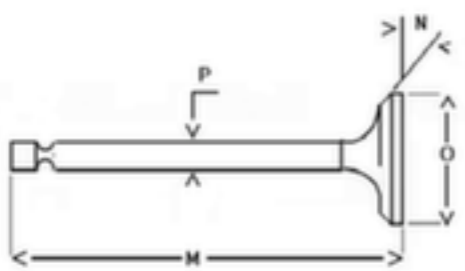



MB	RP	1	40,00	44,02	34,50		STD - 025 - 050 - BAR	310.105	FIN105MB STD
----	----	---	-------	-------	-------	--	--------------------------	---------	--------------

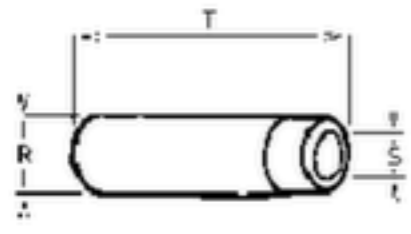



MB	AL	1	40,00	43,67	22,00		STD - 025 - 050 - 075 - 100	316.134	FIN111CR STD
----	----	---	-------	-------	-------	--	--------------------------------	---------	--------------

PB	BM	2	22,00	24,02	27,00		SEMIF.	316.110	FIN112PB
----	----	---	-------	-------	-------	--	--------	---------	----------

--	--	--	--	--	--	--	--	--	--

--	--	--	--	--	--	--	--	--	--

	IN		Nr.	O	P	M	N		ADATTABILE A: SUITABLE FOR:									
	IN								FS		2	32	7	87,5	45	A1	960.118	FINA149
	EX								FN		2	27	7	87,5	45	A1	960.119	FINS150

	IN		Nr.	R	S	T		ADATTABILE A: SUITABLE FOR:							
	IN							G		2				B0038	FIN014AA
	EX							G		2				B0039	FIN015SA
	EX														

Ricambi non originali per motori. Denominazioni e codici originali, sono riportati a puro titolo di riferimento.

53 - 16

rel. 1511

Non original engine parts. OEMs names and part numbers are for reference purpose only.