
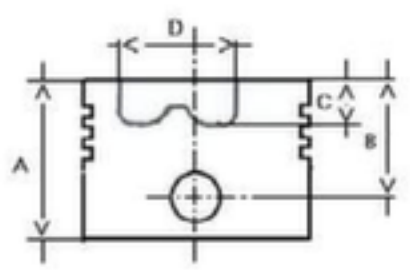

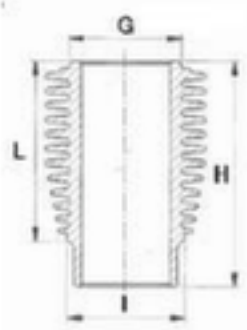

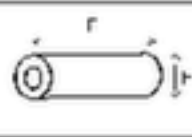





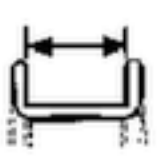




ACME

VT 88 W	Cm³	CILINDRI CYLINDERS	ALESAGGIO BORE	CORSA STROKE	VERSIONE VERSION
		1	88		

		TESTA HEAD	A		3	2,5	TIPO TYPE			
			B		32	10				2,5
			C			18				4
			D			18				4
			E		65					
			F		20					
	FIN612PN 854.103		88 A2402 FIN112PC00 88,5 A2403 FIN112PC05 89 A2404 FIN112PC10	A2398 FIN006RS00 A2399 FIN006RS05 A2400 FIN006RS10						

		Nr.						ADATTABILE A: SUITABLE FOR:	
---	---	------------	--	--	---	--	---	--------------------------------	---

CR		1	GABBIA A RULLI - NEEDLE BEARING				304.111	FIN6411GR
----	--	---	---------------------------------	--	--	--	---------	-----------

MB		1	CUSCINETTO A SFERA - BALL BEARING				304.046	FIN6026BR
----	--	---	-----------------------------------	--	--	--	---------	-----------

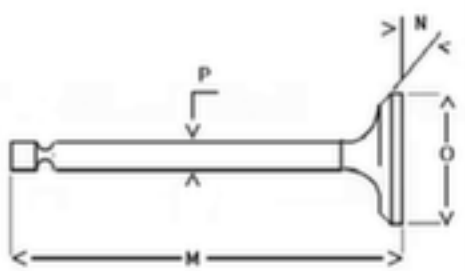

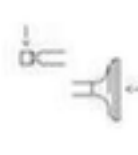

MB		1	CUSCINETTO A SFERA - BALL BEARING				304.101	FIN7026BR
----	--	---	-----------------------------------	--	--	--	---------	-----------

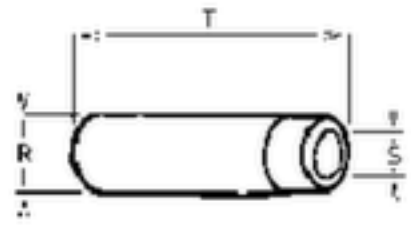



--	--	--	--	--	--	--	--	--

PB	BR	1				SEMIF.	316.102	FIN102PB
----	----	---	--	--	--	--------	---------	----------

--	--	--	--	--	--	--	--	--

--	--	--	--	--	--	--	--	--

	IN EX		Nr.	O	P	M	N		ADATTABILE A: SUITABLE FOR:	
	IN	FN	1	38	9	114	45	A1	960.104	FINA102
	EX	FN	1	34	9	114	45	A1	960.105	FINS103

	IN EX		Nr.	R	S	T		ADATTABILE A: SUITABLE FOR:	
	IN	G	1	15,05	9,05	55	L	464.109	FIN307AA
	EX	B	1	15,05	9,05	55	L	464.107	FIN308SA
	EX								