



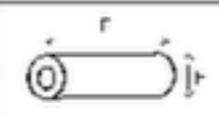



RUGGERINI

RF 140	Cm³	CILINDRI CYLINDERS	ALESAGGIO BORE	CORSA STROKE	VERSIONE VERSION
	602	1	95	85	

		TESTA HEAD	H13		3	2,5	TIPO TYPE	A			
			A		95	10		2,5		G	105
			B		50	10		2,5		H	165,6
			C		16,8	21		5,5		I	100
			D		41,6					L	122,4
			E		74						
FIN202PN		F	25								
854.11											
	95	A2107	FIN203PC00	2495	FIN076RS00	203.42	FIN033SL00				
	95,5	A2108	FIN203PC05	2496	FIN076RS05						
	96	A2109	FIN203PC10	2497	FIN076RS10						

		Nr.						ADATTABILE A: SUITABLE FOR:	
-------------------------------------------------------------------------------------	-------------------------------------------------------------------------------------	------------	------------------------------------------------------------------------------------	------------------------------------------------------------------------------------	-------------------------------------------------------------------------------------	--------------------------------------------------------------------------------------	---------------------------------------------------------------------------------------	--------------------------------	---------------------------------------------------------------------------------------

CR	AL	1	45,00	48,00	24,12		STD - 025 - 050 - 075 - 100	316.70	FIN2260CR STD
----	----	---	-------	-------	-------	--	-----------------------------	--------	---------------

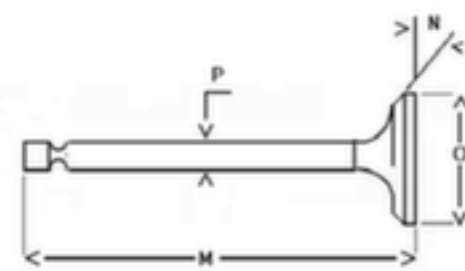



MB	RP	2	42,09	50,03	26,00		STD - 025 - 050	311.01	FIN001MB STD
----	----	---	-------	-------	-------	--	-----------------	--------	--------------

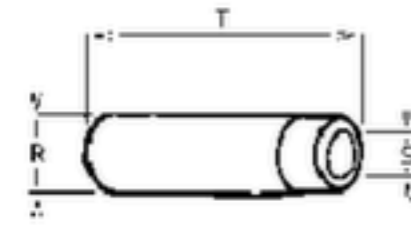



MB	ALL	2	42,09	50,03	40,20		STD - 025 - 050 - 075 - 100 - BAR - BAR EM1	310.16	FIN016MB STD
----	-----	---	-------	-------	-------	--	---------------------------------------------	--------	--------------

SOLUZIONE ALTERNATIVA
FIN016MB = FIN001MB + FIN002TW
ALTERNATIVE SOLUTION

PB	BM	1	25,02	28,02	27,50		SEMIF.	316.41	FIN141PB
----	----	---	-------	-------	-------	--	--------	--------	----------

TW	AL	1	50,00	63,00	3,00		STD	060.39	FIN002TW STD
----	----	---	-------	-------	------	--	-----	--------	--------------

	IN EX		Nr.	O	P	M	N		ADATTABILE A: SUITABLE FOR:	
	IN	FS	1	39	7	95	45	A1	960.56	FINA160
	EX	FN	1	36	7	95	45	A1	960.55	FINS161

	IN EX		Nr.	R	S	T		ADATTABILE A: SUITABLE FOR:	
	IN	G	1	13,05	7,03	39	I	464.77	FIN208ASA
	IN	G		13,15	7,03	39	I	464.59	FIN208ASB
	EX	G	1	13,05	7,03	39	I	464.77	FIN208ASA
	EX	G		13,15	7,03	39	I	464.59	FIN208ASB