
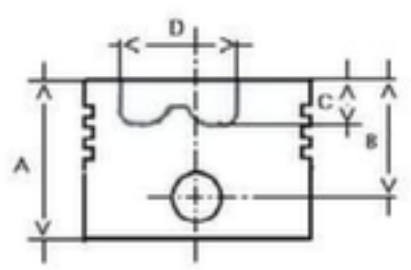

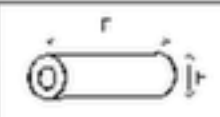
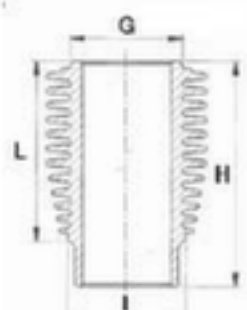

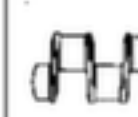



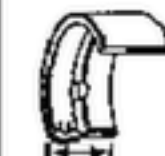
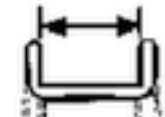




RUGGERINI

RF 148	Cm³	CILINDRI CYLINDERS	ALESAGGIO BORE	CORSA STROKE	VERSIONE VERSION
	602	1	95	85	

		TESTA HEAD	H13		3	2,5	TIPO TYPE	A	
		A	95		10	2,5			
		B	50		10	2,5			
		C	16,8		21	5,5			
		D	41,6						
		E	74						
FIN202PN		F	25					G	105
854.11						H		165,6	
						I		100	
	95	A2107	FIN203PC00	2495	FIN076RS00		L	122,4	
	95,5	A2108	FIN203PC05	2496	FIN076RS05	203.42	FIN033SL00		
	96	A2109	FIN203PC10	2497	FIN076RS10				

		Nr.						ADATTABILE A: SUITABLE FOR:	
---	---	------------	--	--	---	--	---	--------------------------------	---

CR	AL	1	45,00	48,01	24,12		STD - 025 - 050 - 075 - 100 - BAR	316.36	FIN036CR STD
----	----	---	-------	-------	-------	--	--------------------------------------	--------	--------------

MB	ALL	2	42,09	50,03	40,20		STD - 025 - 050 - 075 - 100 - BAR - BAR EM1	310.16	FIN016MB STD
----	-----	---	-------	-------	-------	--	---	--------	--------------

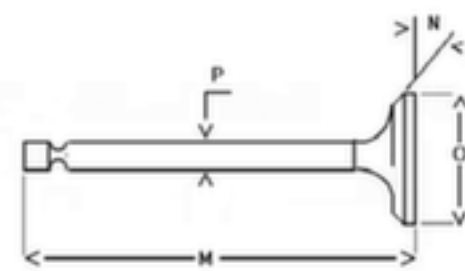

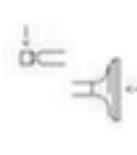

--	--	--	--	--	--	--	--	--	--

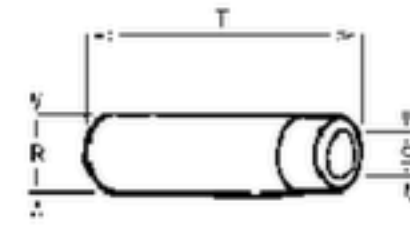



--	--	--	--	--	--	--	--	--	--

PB	BM	1	25,02	28,02	27,50		SEMIF.	316.41	FIN141PB
----	----	---	-------	-------	-------	--	--------	--------	----------

--	--	--	--	--	--	--	--	--	--

--	--	--	--	--	--	--	--	--	--

	IN EX		Nr.	O	P	M	N		ADATTABILE A: SUITABLE FOR:	
	IN	FS	1	39	7	95	45	A1	960.56	FINA160
	EX	FN	1	36	7	95	45	A1	960.55	FINS161

	IN EX		Nr.	R	S	T		ADATTABILE A: SUITABLE FOR:	
	IN	G	1	13,05	7,03	39	I	464.77	FIN208ASA
	IN	G		13,15	7,03	39	I	464.59	FIN208ASB
	EX	G	1	13,05	7,03	39	I	464.77	FIN208ASA
	EX	G		13,15	7,03	39	I	464.59	FIN208ASB