


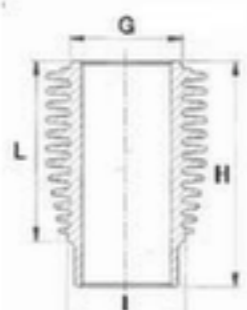
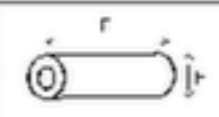



RUGGERINI

RD 210	Cm³	CILINDRI CYLINDERS	ALESAGGIO BORE	CORSA STROKE	VERSIONE VERSION
	954	2	90	75	

		TESTA HEAD	H13		3	2	TIPO TYPE	A		
		A	80		10	2			G	114
		B	40		23	4			H	135,2
		C	12,5						I	98
		D	45,2						L	89,2
		E	64						203.73	
FIN201PN 854.17		F	22	A2157	FIN072RS00					
	90	A2063	FIN198PC00	A2158	FIN072RS05					
	90,5	A2064	FIN198PC05	A2159	FIN072RS10					
	91	A2065	FIN198PC10							

		Nr.						ADATTABILE A: SUITABLE FOR:	
---	---	------------	--	--	---	--	---	--------------------------------	---

CR	AL	2	45,00	48,01	24,12		STD - 025 - 050 - 075 - 100	A2638	FIN2260CR STD
----	----	---	-------	-------	-------	--	--------------------------------	-------	---------------

MB	AL	3	45,00	47,98	24,12		STD - 025 - 050 - 075 - 100 - BAR	A2649	FIN031MB STD
----	----	---	-------	-------	-------	--	--------------------------------------	-------	--------------

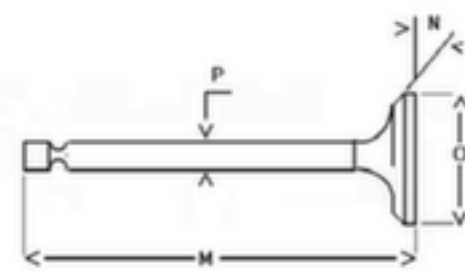



--	--	--	--	--	--	--	--	--	--

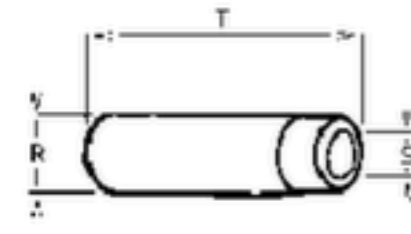



--	--	--	--	--	--	--	--	--	--

--	--	--	--	--	--	--	--	--	--

--	--	--	--	--	--	--	--	--	--

--	--	--	--	--	--	--	--	--	--

	IN EX		Nr.	O	P	M	N		ADATTABILE A: SUITABLE FOR:	
	IN	FS	2	39	7	95	45	A1	960.56	FINA160
	EX	FN	2	36	7	95	45	A1	960.55	FINS161

	IN EX		Nr.	R	S	T		ADATTABILE A: SUITABLE FOR:	
	IN	G	2	13,05	7,03	39	I	464.77	FIN208ASA
	IN	G		13,15	7,03	39	I	464.59	FIN208ASB
	EX	G	2	13,05	7,03	39	I	464.77	FIN208ASA
	EX	G		13,15	7,03	39	I	464.59	FIN208ASB