
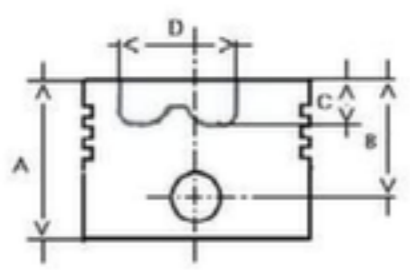

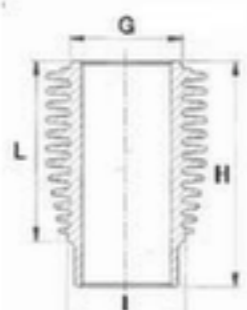
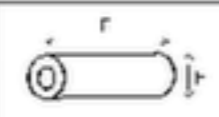

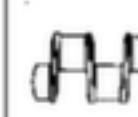









RUGGERINI

RD 901 / 2	Cm³	CILINDRI CYLINDERS	ALESAGGIO BORE	CORSA STROKE	VERSIONE VERSION
	1081	2	90	85	

		TESTA HEAD	H14		3	2,5	TIPO TYPE	A		
		A	85		1	2,5			G	105
		B	50		10	2,5			H	165,6
		C	15		22	5			I	98
		D	43						L	122,4
		E	74							
FIN202PN 854.11		F	25							
	90	2144	FIN195PC00	2149	FIN071RS00	203.12	FIN028SL00			
	90,5	2145	FIN195PC05	2150	FIN071RS05					
	91	2146	FIN195PC10	2151	FIN071RS10					

		Nr.						ADATTABILE A: SUITABLE FOR:	
-------------------------------------------------------------------------------------	-------------------------------------------------------------------------------------	------------	------------------------------------------------------------------------------------	------------------------------------------------------------------------------------	-------------------------------------------------------------------------------------	--------------------------------------------------------------------------------------	---------------------------------------------------------------------------------------	--------------------------------	---------------------------------------------------------------------------------------

CR	AL	2	45,00	48,01	24,12		STD - 025 - 050 - 075 - 100 - BAR	316.36	FIN036CR STD
----	----	---	-------	-------	-------	--	--------------------------------------	--------	--------------

MB	AL	3	45,00	47,98	24,12		STD - 025 - 050 - 075 - 100 - BAR	310.31	FIN031MB STD
----	----	---	-------	-------	-------	--	--------------------------------------	--------	--------------

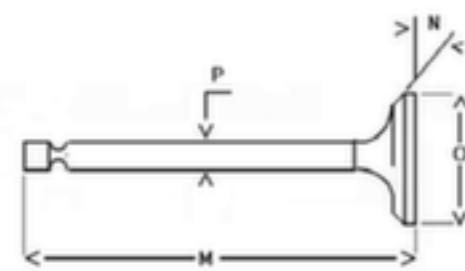



--	--	--	--	--	--	--	--	--	--

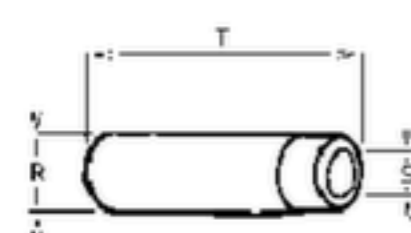



--	--	--	--	--	--	--	--	--	--

PB	BM	2	25,02	28,02	27,50		SEMIF.	316.41	FIN141PB
----	----	---	-------	-------	-------	--	--------	--------	----------

--	--	--	--	--	--	--	--	--	--

--	--	--	--	--	--	--	--	--	--

	IN EX		Nr.	O	P	M	N		ADATTABILE A: SUITABLE FOR:	
	IN	FS	2	37,6	9	105	45	E1	960.45	FINA124
	EX	FN	2	37	9	105	45	A1	960.46	FINS125

	IN EX		Nr.	R	S	T		ADATTABILE A: SUITABLE FOR:	
	IN	G	2	15,03	9,04	45	L	464.39	FIN203AA
	IN	G		15,13	9,04	45	L	464.25	FIN203AB
	EX	G	2	15,03	9,04	45	L	464.40	FIN204SA
	EX	G		15,13	9,04	45	L	464.35	FIN204SB

Ricambi non originali per motori. Denominazioni e codici originali, sono riportati a puro titolo di riferimento.

35 - 18

rel. 1511

Non original engine parts. OEMs names and part numbers are for reference purpose only.