















	ALBERO MOTORE	BIELLA	TESTATA NUDA	TESTATA COMPLETA	POMPA OLIO	POMPA ACQUA
	CRANKSHAFT	CONNECTING ROD	CYLINDER HEAD (GUIDES, SEATS)	CYLINDER HEAD (GUIDES, SEATS, SPRINGS, VALVES)	OIL PUMP	WATER PUMP
						
<b>1</b>	<b>D225</b>					
ADATTABILE A: SUITABILE FOR:	922681400016				6.325.0.730.007.6	922507310015
	FIN1514CK				FIN1410OP	FIN9509WP
<b>2</b>	<b>D226</b>					
ADATTABILE A: SUITABILE FOR:	922681400016				6.325.0.730.007.6	922507310015
	FIN1514CK				FIN1410OP	FIN9509WP
<b>3</b>	<b>D226.4</b>					
ADATTABILE A: SUITABILE FOR:	12272491				6.325.0.730.020.0	F281200610010
	FIN1513CK				FIN1412OP	FIN9501WP
<b>4</b>	<b>D226.B3</b>					
ADATTABILE A: SUITABILE FOR:	63250140030 MAIN BRG 65 mm				6.325.0.730.020.0	F382200610011
	FIN1511CK				FIN1412OP	FIN9503WP
<b>5</b>	<b>D226.B3</b>					
ADATTABILE A: SUITABILE FOR:	62280140033 MAIN BRG 70 mm				6.325.0.730.020.0	F382200610011
	FIN1512CK				FIN1412OP	FIN9503WP
<b>6</b>	<b>D226.B4</b>					
ADATTABILE A: SUITABILE FOR:	12272491				6.325.0.730.020.0	F281200610010
	FIN1513CK				FIN1412OP	FIN9501WP
<b>7</b>	<b>D226.B6</b>					
ADATTABILE A: SUITABILE FOR:	12272497					F312200610010
	FIN1515CK					FIN9505WP
<b>8</b>	<b>D226-3</b>					
ADATTABILE A: SUITABILE FOR:	63250140030 MAIN BRG 65 mm				6.325.0.730.020.0	F281200610010
	FIN1511CK				FIN1412OP	FIN9501WP