














	ALBERO MOTORE	BIELLA	TESTATA NUDA	TESTATA COMPLETA	POMPA OLIO	POMPA ACQUA
	CRANKSHAFT	CONNECTING ROD	CYLINDER HEAD (GUIDES, SEATS)	CYLINDER HEAD (GUIDES, SEATS, SPRINGS, VALVES)	OIL PUMP	WATER PUMP
						
1	4TNE94					
ADATTABILE A: SUITABILE FOR:	129900-21000	129900-23000			129900-32001	129900-42002
	FIN2101CK	FIN2300KR			FIN3201OP	FIN74188WP
2	4TNE94E					
ADATTABILE A: SUITABILE FOR:	129900-21000	129900-23000			129900-32001	129900-42002
	FIN2101CK	FIN2300KR			FIN3201OP	FIN74188WP
3	4TNE98					
ADATTABILE A: SUITABILE FOR:	129900-21000	129900-23000			129900-32001	129470-42003
	FIN2101CK	FIN2300KR			FIN3201OP	FIN74190WP
4	4TNV94					
ADATTABILE A: SUITABILE FOR:	129902-21000	129900-23000			129900-32000	129900-42002
	FIN2100CK	FIN2300KR			FIN3200OP	FIN74188WP
5	4TNV98					
ADATTABILE A: SUITABILE FOR:	129902-21000	129900-23000			129900-32000	129470-42003
	FIN2100CK	FIN2300KR			FIN3200OP	FIN74190WP
ADATTABILE A: SUITABILE FOR:						
						
ADATTABILE A: SUITABILE FOR:						
						
ADATTABILE A: SUITABILE FOR:						
